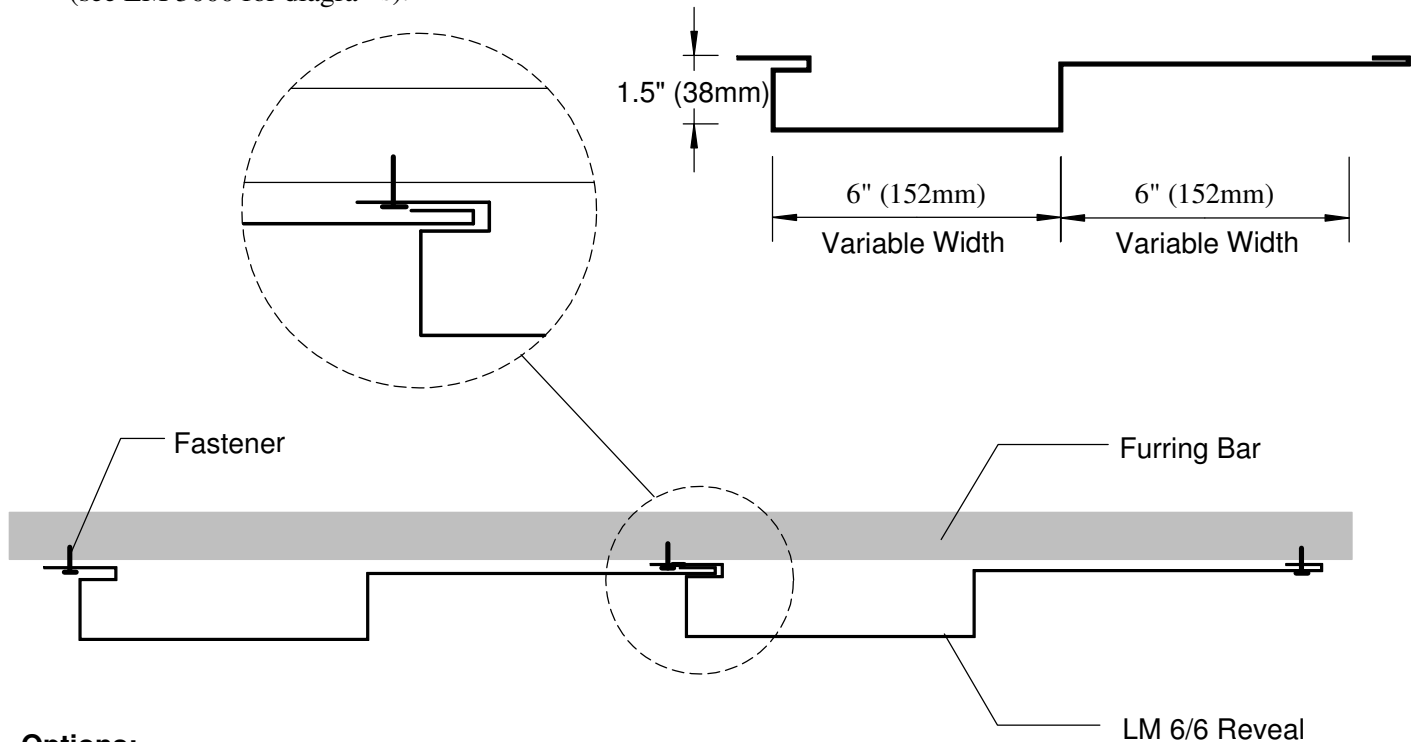
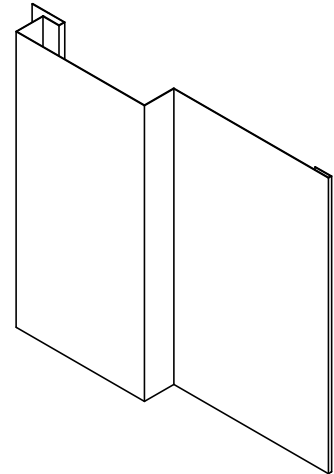


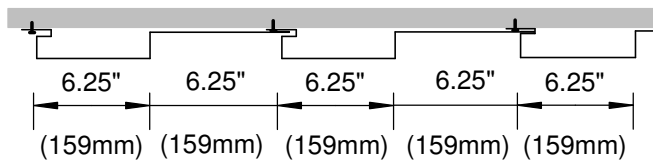
LM 6/6 Reveal is similar to LM3000, a high performance wall and soffit panel, but with a variable end joint to create a variable depth. If used for soffit, the panel can be formed with optional perforations.

- ▶ Standard total width of 10.5" or 12.5" or custom total width from 10.5" (267mm) to 12.5" (318mm).
- ▶ Roll formed to custom length in 24ga and 22ga.
- ▶ Available in Pre-painted Steel, Galvalume, Galvanized, Aluminum, Copper, and Rheinzink.
- ▶ Optional Single Stiffener, Double Stiffener or Perforations (see LM 3000 for diagrams).

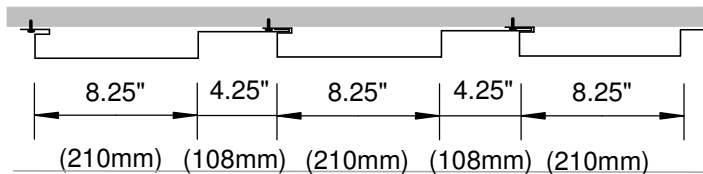


**Options:**

**LM 6/6 Reveal**



**LM 8/4 Reveal**



**LMC Manufacturing Ltd**

6962 Buller Ave, Burnaby, BC V5J 4S3  
Tel: 604-430-3233 Fax: 604-430-2028

Website: [www.lammetal.ca](http://www.lammetal.ca)